

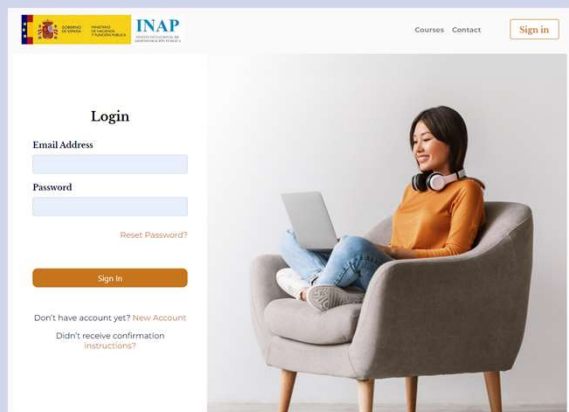


VIDEOCONFERENCIA AVANCE EN EL CURSO A1/A2

Equipo de dinamización INAP

helpdesk@ardorlearning.com

Curso myEnglish



Para acceder utilice la contraseña que guardó al hacer la prueba de nivel o cuando recibió el mail de bienvenida. Si no la recuerda, nos escribe y se la reseteamos.

Aquí podrá trabajar en las unidades y los tests, tener las clases grupales y realizar las redacciones.
Es obligatorio.

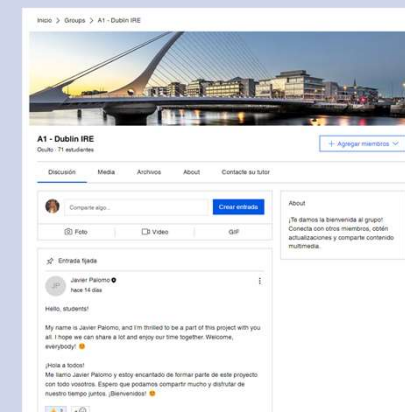
Portal del Estudiante



Contraseña:
inap

Aquí podrá consultar y descargar material para el curso, ver tutoriales, etc.
No es obligatorio.

Foros



Contraseña:
La seleccionada por usted

Aquí podrá interactuar con su tutor/teacher para cuestiones pedagógicas del inglés e interactuar con sus compañeros.
No es obligatorio.

1

Plan de Estudios



30 de septiembre de 2024

Fecha de finalización

Mes de Agosto

No lectivo aunque podrá acceder y trabajar en la plataforma



Recomendación

dedicar tres horas a
la semana



2

Primer acceso al curso



URL

<https://www.inap.ardorlearning.com/>



Usuario

Su email (donde recibió el mail de bienvenida)



Contraseña

La que tenía guardada. Si no la recuerda haga click en **Reset Password** y genere una nueva

Sign In

Clic en SIGN IN

Acceso eLearning Help Desk Guías Calendario Prueba de nivel

ARDORLEARNING
LANGUAGE FOR LIFE.

Acceso myEnglish
Acceda ahora

Programa de formación en inglés

Con un contenido único desarrollado por Oxford University Press, clases impartidas por los profesores expertos y apoyo continuo en el proceso de aprendizaje de los tutores especializados en eLearning.

GOBIERNO DE ESPAÑA MINISTERIO DE EDUCACIÓN Y POLÍTICA PÚBLICA INAP INSTITUTO NACIONAL DE ADMINISTRACIÓN PÚBLICA

Courses Contact Sign in

Login

Email Address

Password

Reset Password?

Sign in

Don't have account yet? [New Account](#)

Didn't receive confirmation instructions?

2 Primer acceso al curso

2

UNITS

- 1 The Interview
- 2 The First Day
- 3 Read, Listen, Write
- 4 Progress Test 1
- 5 Cappuccino
- 6 Happy Birthday!
- 7 Read, Listen, Write
- 8 Progress Test 2
- 9 The Shopping Game
- 10 The New Car
- 11 Read, Listen, Write
- 12 Progress Test 3
- 13 Kevin's Clothes
- 14 Graffiti
- 15 Read, Listen, Write
- 16 Progress Test 4

Elementary

Begin

1

Dashboard

Welcome,

Self-paced Learning

Return to where you left off

0 Level Completed: 0 Progress Tests Taken: 00:04:18 Total Time Spent on Website (not course study time)

1 **40 Hours**

1. Elementary

Start

2 **40 hours**

2. Elementary Plus

Locked

3 **40 hours**

3. Pre-Intermediate

Locked

Group Classes Class Schedule

One to one Classes Class Schedule

3

1. Elementary > Unit - 1. The Interview

- 1 Introduction
- 2 Video**
- 3 Grammar
- 4 Vocabulary
- 5 Conversation
- 6 Self Check

1. Check these words

Listen to the explanations. Then click on the words in blue to hear the pronunciation. Listen, repeat and click on the red button to record your voice. Then click on the green button to listen to your recording.

rock singer number one interview famous

married girlfriend late cleaner

2

Primer acceso al curso

The screenshot displays the INAP user dashboard. At the top, there is a navigation bar with the INAP logo and the text 'GOBIERNO ESPAÑOL MINISTERIO DE EDUCACIÓN Y FORMACIÓN PROFESIONAL'. The main navigation menu includes 'My Dashboard', 'My Account', 'My Dynamizer', 'Report', 'My Talk', 'Extras', and 'Language'. A sidebar on the left contains 'Dashboard', 'My Courses' (with sub-items: Active, Upcoming, Completed, All my classes, Class Calendar), and 'Quick Links' (with sub-items: Completed Course, Progress Report, Training History, Configuration Check, Change Password, Report your Issue, Guide Document, Join Chat). The main content area is titled 'Welcome,' and includes a 'License end date: May 31, 2024' and a note 'Configuration Check is pending'. The 'Self-paced Learning' section features a 'Return to where you left off' box with a blue arrow pointing to '1. Elementary/The Interview/Video/'. Below this, it shows '0 Level Completed: Progress' and '00:03:31 Total Time Spent on Website: (Not course study time)'. To the right, there are two progress indicators: '0% Test Performance' and '3 min/day Learning Pace'. Below these are three course cards: '1 40 hours 6. Intermediate Plus' with a 'Start' button, '2 40 Hours 1. Elementary' with a 'Locked' button, and '3 40 hours 2. Elementary Plus' with a 'Locked' button. A 'More...' link is present. At the bottom, there are sections for 'Group Classes' and 'One to one Classes' with a 'Class Schedule' link.

2 Configuración del Ordenador

3



Navegador sugerido:
Google Chrome

1

Dashboard

My Courses

- Active
- Upcoming
- Completed
- All my classes
- Class Calendar

Quick Links

- Completed Course
- Progress Report
- Training History
- Configuration Check
- Change Password
- Report your Issue
- Guide Document
- Join Chat

Welcome,

Self-paced Learning

Return where you last left:

0 Level Completed: 0 Progress Tests Taken: 00:03:31 Total Time Spent on Website: (Not course study time)

Test Performance Learning Pace

- 1 40 hours
6. Intermediate Plus
Start
- 2 40 Hours
1. Elementary
Locked
- 3 40 hours
2. Elementary Plus
Locked

More...

Group Classes One to one Classes Class Schedule

System Check Audio Microphone Local Storage Result

Results

Audio	✓
Microphone	✓
Local Storage	✓

For more information, [Contact](#)

2

System Check Audio Microphone Local Storage Result

Welcome, you have Javascript enabled.

System Configuration

- Operating System: Windows version: 10
- Browser: Chrome version: 90.0.4430.89
- Display resolution: 1300 x 768
- System has Speakers?: ✓
Found speaker devices: 4
Pradeterminado - Altavoces (2-Log USB Headset) (0460:0A85)
Comunicaciones - Altavoces (2-Log USB Headset) (0460:0A85)
Altavoz/Auricular (Realtek High Definition Audio)
Altavoces (2-Log USB Headset) (0460:0A85)
- System has Microphone?: ✓
Found microphone device: 0
Pradeterminado - Micrófono (USB Microphone) (15af:2204)
Comunicaciones - Micrófono (USB Microphone) (15af:2204)
Micrófono (Realtek High Definition Audio)
Micrófono (USB Microphone) (15af:2204)
Micrófono (2-Log USB Headset) (0460:0A85)
Voz/auricular (Realtek High Definition Audio)

Next

3

Escritorio



Language: Spanish
(Levels 1 to 6)

The screenshot shows the INAP user dashboard. At the top, there is a navigation bar with the INAP logo and the text "GOBIERNO DE ESPAÑA MINISTERIO DE EDUCACIÓN Y POLÍTICA PÚBLICA". The navigation menu includes "My Dashboard", "My Account", "My Dynamizer", "Report", "My Talk", "Extras", and "Language". A blue arrow points to the "Language" dropdown menu.

The main content area is divided into several sections:

- Welcome, [Name]**: A blue arrow points to the user's name.
- Licence End Date: Sep 30, 2024**: A blue arrow points to the license end date.
- Self-paced Learning**: This section contains a "Return to where you left off" link with a blue arrow pointing to it. Below this link is a "Bookmark" label. To the right, there are two boxes: "0%" (Test Performance) and "17 min/day" (Learning Pace).
- Level Completed: 0**, **Progress Tests Taken: 0**, **Total Time Spent on Website: 04:45:26** (not course study time).
- Nivel Disponible**: A blue box highlights the "1 40 Hours" level (Elementary) with a "Start" button and a hand icon pointing to it.
- Niveles Cerrados**: Two other levels are shown as "Locked": "2 40 hours" (Elementary Plus) and "3 40 hours" (Pre-Intermediate).
- Group Classes** and **One to one Classes**: Each has a "Class Schedule" link.

The left sidebar contains a "Dashboard" button and a "My Courses" section with filters: "Active", "Upcoming", "Completed", "All my classes", and "Search Class". Below this is a "Quick Links" section with "Completed Course", "Progress Report", "Training History", "Configuration Check", and "Change Password".

3

Escritorio



Language: Spanish
(Levels 1 to 6)

The screenshot shows the INAP language learning dashboard. At the top, there is a navigation bar with the INAP logo and menu items: "Mi escritorio", "Mi cuenta", "Mi dinamizador", "Informe", "myTalk", "Extras", and "idioma" (with a dropdown arrow). A blue arrow points to the "idioma" menu. Below the navigation bar, the dashboard is divided into several sections. On the left is a sidebar with a "Dashboard" button and a list of menu items: "Mis cursos", "Activo", "Proximamente", "Clases Reservadas", "Niveles Disponibles", "Search Class", "Enlaces rápidos", "Niveles Completados", "Informe de progreso", "Historia de su instrucción", "Configuration Check", and "Cambio de contraseña". The main content area starts with a greeting "Bienvenido/a," and a "Fecha finalización licencia: Sep 30, 2024". Below this is a section titled "Aprendizaje a su propio ritmo" (Learn at your own pace). This section contains a "Continuar donde lo dejó" (Continue where you left off) button, which is highlighted with a blue box and a blue arrow. Below this button is a list of course levels: "1. Elementary/The Interview/Self Check/". To the right of this list is a "Marcapáginas" (Bookmark) label. Further right are two boxes: one showing "0%" progress and another showing "17 min/day" learning rate. Below these are statistics: "0" for "Nivel completo:" (Level completed), "0" for "Progress Tests realizados:" (Progress tests completed), and "04:45:26" for "Tiempo total en la página web:" (Total time on the website). Below the statistics are two sections: "Nivel Disponible" (Available Level) and "Niveles Cerrados" (Closed Levels). The "Nivel Disponible" section shows level "1" with "40 Hours" and a "comenzar" (start) button, which is highlighted with a blue box and a blue hand icon. The "Niveles Cerrados" section shows levels "2" and "3", both with "40 hours" and "Locked" status. At the bottom of the dashboard, there are two sections: "Clases Grupales" (Group Classes) and "Clases Individuales" (Individual Classes), each with a "Calendario de clases" (Class Schedule) link. A "Más..." (More...) link is also present.

5 Self Check

1

1. Elementary > Unit - 1. The Interview

- 1 Introduction
- 2 Video
- 3 Grammar
- 4 Vocabulary
- 5 Conversation
- 6 Self Check

3 Meeting people: practice

Click on START CONVERSATION and listen to Mandy. Then click on START RECORDING and record your answers. When you've finished click on LISTEN to hear the whole interview.

And now the interview!
Click on the button 'Start conversation'.
Listen to Mandy's first question and click on 'Start recording' to record your answer.
After your answer,

Mandy Hello
You Say 'hello' to Mandy.
Mandy My name's Mandy. What's your name?
You Tell Mandy your name.
Mandy Nice to meet you.
You Answer Mandy.
Mandy What's your job?
You Answer Mandy's question.
Mandy And are you married?
You Answer Mandy's question.

START CONVERSATION

3

1. Elementary > Unit - 1. The Interview

- 1 Introduction
- 2 Video
- 3 Grammar
- 4 Vocabulary
- 5 Conversation
- 6 Self Check

1. Grammar: to be (singular affirmative)

Listen to the explanations. Then complete the sentences with the affirmative form of the verb to be.

1. You are 35.
2. My name is Pauline.
3. This is cool.
4. We are late.
5. She is famous.
6. I is English.

We will finish with a test.
You will do five exercises.
At the end, you can see your score.
After an exercise, click on 'Check'.
Click on 'Correct answers'

You scored 5/6. Have another go!

Check Correct Answers

2

1. Elementary > Unit - 1. The Interview

- 1 Introduction
- 2 Video
- 3 Grammar
- 4 Vocabulary
- 5 Conversation
- 6 Self Check

1. Grammar: to be (singular affirmative)

Listen to the explanations. Then complete the sentences with the affirmative form of the verb to be.

1. You are 35.
2. My name is Pauline.
3. This is cool.
4. We are late.
5. She is famous.
6. I is English.

We will finish with a test.
You will do five exercises.
At the end, you can see your score.
After an exercise, click on 'Check'.
Click on 'Correct answers'

Check Correct Answers

4

1. Elementary > Unit - 1. The Interview

- 1 Introduction
- 2 Video
- 3 Grammar
- 4 Vocabulary
- 5 Conversation
- 6 Self Check

1. Grammar: to be (singular affirmative)

Listen to the explanations. Then complete the sentences with the affirmative form of the verb to be.

1. You are 35.
2. My name is Pauline.
3. This is cool.
4. We are late.
5. She is famous.
6. I am English.

We will finish with a test.
You will do five exercises.
At the end, you can see your score.
After an exercise, click on 'Check'.
Click on 'Correct answers'

You scored 5/6. Have another go!

Check My Answers

5

Self Check

5

1. Elementary > Unit - 1. The Interview

- 1 Introduction
- 2 Video
- 3 Grammar
- 4 Vocabulary
- 5 Conversation
- 6 Self Check

6 Results

You've finished the Unit! These are the results of your Self Check test:

1 Grammar: to be (singular affirmative)	6.0
2 Grammar: to be (singular negative and interrogative)	1.0
3 Vocabulary: Numbers 1 to 10	6.0
4 Vocabulary: Jobs	5.0
5 Conversation: Meeting people	5.0
Total	76.67 %

Congratulations!
That's the end of Unit 1!
Now you know the singular form of the verb 'to be' in the present tense, the numbers one to ten, and some jobs.
And you've had a

RESET



6

1. Elementary > Unit - 1. The Interview

- 1 Introduction
- 2 Video
- 3 Grammar
- 4 Vocabulary
- 5 Conversation
- 6 Self Check

Results

You've finished the Unit! These are the results of your Self Check test:

1 Grammar: to be (singular affirmative)	6.0
2 Grammar: to be (singular negative and interrogative)	1.0
3 Vocabulary: Numbers 1 to 10	6.0
4 Vocabulary: Jobs	5.0
5 Conversation: Meeting people	5.0
Total	76.67 %

Congratulations!
That's the end of Unit 1!
Now you know the singular form of the verb 'to be' in the present tense, the numbers one to ten, and some jobs.
And you've had a

RESET



7

UNITS

1. Elementary

Course corresponding to level A1 of the Common European Framework of Reference for Languages

- 1 The Interview
- 2 The First Day
- 3 Read, Listen, Write
- 4 Progress Test 1
- 5 Cappuccino
- 6 Happy Birthday!
- 7 Read, Listen, Write
- 8 Progress Test 2
- 9 The Shopping Game
- 10 The New Car
- 11 Read, Listen, Write
- 12 Progress Test 3
- 13 Kevin's Clothes
- 14 Graffiti
- 15 Read, Listen, Write
- 16 Progress Test 4

Begin



6

Progress Test

1

UNITS

- 1 The Interview
- 2 The First Day
- 3 Read, Listen, Write
- 1 Progress Test 1**
- 4 Cappuccino
- 5 Happy Birthday
- 6 Read, Listen, Write
- 7 Progress Test 2
- 8 The Shopping Game
- 9 The New Car
- 10 Read, Listen, Write
- 11 Progress Test 3
- 12 Kevin's Clothes
- 13 Crafts
- 14 Read, Listen, Write
- 15 Progress Test 4

1. Elementary
Course corresponding to level A1 of the Common European Framework of Reference for Languages

[Begin](#)

2

1. Elementary > Progress Test 1

- 1 Introduction
- 2 Progress Test 1

Introduction: Level 1 Units 1-3

Welcome to the first Progress Test of Level 1. In this test, you will practise the grammar and vocabulary that you've studied in Units 1 - 3 and will do some general reading and listening comprehension activities.

You must complete the test in a single session. If you leave the test without having completed it, your answers will not be saved.

When you get to the final page, you might like to look back through all the exercises and check your answers before clicking on 'Evaluate'.

You can do the test a maximum of two times. If you do it twice, your second score is the one that will be recorded.

Good luck!

[Start Test](#)

3

1. Elementary > Progress Test 1

- 1 Introduction
- 2 Progress Test 1

1 Grammar to be (singular affirmative)

Complete the sentences with the affirmative form of the verb to be. Use capital letter where necessary.

- You are _____ a good singer.
- It _____ 's fantastic job.
- He is _____ early for the interview.
- Anne is a doctor and she _____ 's 26.
- I am _____ hungry.

[Next](#)

4

[Next](#)

[Next](#)



6 Progress Test

5

1. Elementary > Progress Test 1

1 Introduction

2 Progress Test 1

Congratulations!

Congratulations! You've finished the first Progress Test of Level 1. Before you click on 'Evaluate', you might like to look back over your answers and revise them if necessary. Remember that you may attempt the test a maximum of two times. If you attempt it twice, your second score is the one that will be saved.

Evaluate

7

Test Progress

Progress Test	Progress	Time	Score
Progress Test 1	Progress Test Passed	00:10:52	80.00
Progress Test 2	Not Started	-	-
Progress Test 3	Not Started	-	-
Progress Test 4	Not Started	-	-

6

1. Elementary > Progress Test 1

1 Progress Test 1

You have finished the test! Below is the result. You can find Pass/Fail here

The following is a breakdown of your test results:

Grammar	17.00 / 20.00 (85.00)
Vocabulary	19.00 / 20.00 (95.00)
Listening	5.00 / 5.00 (100.00)
Read Comprehension	3.00 / 10.00 (30.00)
Total	44.00 / 55.00 (80.00 %)

Remember that you can attempt the Progress Test twice on your first attempt, and if you are not happy with your score you can click on REPEAT TEST below. Bear in mind that the second attempt will be the one that will be saved. You can also click on SHOW ANSWERS. However, if you do so you will not be able to attempt the test again.

REPEAT TEST SHOW ANSWERS

8

UNITS

1. Elementary

Course corresponding to level A1 of the Common European Framework of Reference for Languages

- 1 The Interview
- 2 The First Day
- 3 Read, Listen, Write
- 4 Progress Test 1 Passed**
- 5 Cappuccino
- 6 Happy Birthday!
- 7 Read, Listen, Write
- 8 Progress Test 2
- 9 The Shopping Game
- 10 The New Car
- 11 Read, Listen, Write
- 12 Progress Test 3
- 13 Kevin's Clothes
- 14 Graffiti
- 15 Read, Listen, Write
- 16 Progress Test 4

Begin

7 ¿Cómo controlar el avance del curso?

Dashboard

Welcome, License end date: May 31, 2024
Configuration Check is pending

Self-paced Learning

Return where you last left:

0 % 3 min/day

0 0 00:03:31
Level Completed: Progress Tests Taken: Total Time Spent on Website (Not course study time)

Test Performance Learning Pace

1 40 hours 6. Intermediate Plus Start

2 40 Hours 1. Elementary Locked

3 40 Hours 2. Elementary Locked

Group Classes One to one Classes

Quick Links

- Completed Course
- Progress Report
- Training History
- Configuration Check
- Change Password
- Report your Issue
- Guide Document
- Join Chat

2

1. Elementary Progress-report

Units	Progress	Time	Score
+ 1. The Interview	<div style="width: 93.33%;"></div>	00:04:37	93.33
+ 2. The First Day	<div style="width: 10%;"></div>	00:05:23	0.00
+ 3. Read, Listen, Write	<div style="width: 0%;"></div>	-	0.00
+ 4. Cappuccino	<div style="width: 0%;"></div>	-	0.00
+ 5. Happy Birthday!	<div style="width: 0%;"></div>	-	0.00
+ 6. Read, Listen, Write	<div style="width: 0%;"></div>	-	0.00
+ 7. The Shopping Game	<div style="width: 0%;"></div>	-	0.00
+ 8. The New Car	<div style="width: 0%;"></div>	-	0.00
+ 9. Read, Listen, Write	<div style="width: 0%;"></div>	-	0.00
+ 10. Kevin's Clothes	<div style="width: 0%;"></div>	-	0.00
+ 11. Graffiti	<div style="width: 0%;"></div>	-	0.00
+ 12. Read, Listen, Write	<div style="width: 0%;"></div>	-	0.00

1. Elementary Progress-report

Units	Progress	Time	Score
+ 1. The Interview	<div style="width: 93.33%;"></div>	00:04:37	93.33
- 2. The First Day	<div style="width: 10%;"></div>	00:05:23	0.00




Section	Sessions	Time	First And Last Connection	Completed	
Video	1	1	00:00:14	15 Jan 2024 - 15 Jan 2024	YES
	2	1	00:00:42	15 Jan 2024 - 15 Jan 2024	YES
	3	1	00:00:30	15 Jan 2024 - 15 Jan 2024	YES
Grammar	1	1	00:00:26	15 Jan 2024 - 15 Jan 2024	YES
	2	1	00:00:23	15 Jan 2024 - 15 Jan 2024	YES
	3	1	00:00:19	15 Jan 2024 - 15 Jan 2024	YES
	4	1	00:00:14	15 Jan 2024 - 15 Jan 2024	YES
	5	1	00:00:20	15 Jan 2024 - 15 Jan 2024	YES
	6	1	00:00:17	15 Jan 2024 - 15 Jan 2024	YES
	7	1	00:00:29	15 Jan 2024 - 15 Jan 2024	YES
	8	1	00:00:19	15 Jan 2024 - 15 Jan 2024	YES
	9	1	00:00:28	15 Jan 2024 - 15 Jan 2024	YES
	10	1	00:00:22	15 Jan 2024 - 15 Jan 2024	YES
Vocabulary	1	1	00:00:06	15 Jan 2024 - 15 Jan 2024	NO
	2	-	0	-	-
	3	-	0	-	-

3

1



8 Contenidos de la formación - Requisitos mínimos

ARDOR LEARNING LANGUAGE FOR LIFE.	Contenidos de la formación	Requisitos mínimos de la formación
	<p>2 Niveles del curso online <i>myEnglish</i>, o sea un nivel del MCER. (Cada nivel contiene 12 unidades y 4 progress tests)</p> 	<p>1ra Opción: Para certificar 40 horas completar al 100% un nivel del curso online (finalizar 12/12 unidades y aprobar todos progress tests), o 2da Opción: Para certificar 80 horas completar 2 niveles del curso online -el 1ro al 100% y el 2do como mínimo al 75% (finalizar 9/12 unidades y aprobar 3 de los 4 progress tests)</p>
	<p>24 Clases de conversación grupales separadas por nivel MCER. (Requieren reserva previa y tratan un tema diferente cada semana.)</p>	<p>Participar en 6 clases grupales a lo largo de la formación.</p>
	<p>8 redacciones escritas corregidas por un tutor (4 por nivel de <i>myEnglish</i>) Feedback personalizado de cada redacción a consultar en la plataforma.</p>	<p>Completar y aprobar 3 redacciones escritas.</p>
	<p>Clases grupales por niveles MCER con alumnos de diferentes empresas y organismos. (No requiere reserva previa y un tema diferente cada semana)</p>	
<p>EXTRA CONTENT</p>	<p>Acceso a material complementario (separado por nivel MCER): 40 e-books, emails y videos con contenido de negocios, artículos, audio diccionario</p>	
	<p>Servicio de foro Chat/Forum donde podrá interactuar con sus compañeros de nivel, tutor o dinamizador sobre diferentes cuestiones.</p>	



8 Requisito 1: Certificado de 40 horas: Finalizar el 100% del curso online myEnglish

Dashboard Welcome. Licence End Date: Sep 30, 2024

Self-paced Learning

Return to where you left off

1. Elementary/Progress Test 1/Progress Test1/

70.0% 19 min/day

1 Level Completed: 4 Progress Tests Taken: 59:56:54 Total Time Spent on Website (not course study time) Test Performance: Learning Pace

1 40 Hours 2 40 hours 3 40 hours

1. Elementary 2. Elementary Plus 3. Pre-Intermediate

Start Locked Locked

Group Classes Class Schedule One to one Classes Class Schedule



UNITS

- 1 The Interview
- 2 The First Day
- 3 Read, Listen, Write
- 4 Cappuccino
- 5 Happy Birthday!
- 6 Read, Listen, Write
- 7 Progress Test 2 Passed
- 8 The Shopping Game
- 9 The New Car
- 10 Read, Listen, Write
- 11 Progress Test 3 Passed
- 12 Kevin's Clothes
- 13 Graffiti
- 14 Read, Listen, Write
- 15 Progress Test 4 Passed

1. Elementary

Begin

Dashboard Welcome. Licence End Date: Sep 30, 2024

Self-paced Learning

Return to where you left off

1. Elementary/Progress Test 1/Progress Test1/

70.0% 19 min/day

1 Level Completed: 4 Progress Tests Taken: 59:56:54 Total Time Spent on Website (not course study time) Test Performance: Learning Pace

1 40 Hours 2 40 hours 3 40 hours

1. Elementary 2. Elementary Plus 3. Pre-Intermediate

Start Locked Locked

Group Classes Class Schedule One to one Classes Class Schedule



1. Elementary Progress-report

Units	Progress	Time	Score
+ 1. The Interview	<div style="width: 100%;"></div>	00:29:49	76.67
+ 2. The First Day	<div style="width: 100%;"></div>	00:27:52	96.67
+ 3. Read, Listen, Write	<div style="width: 100%;"></div>	00:00:51	100.00
+ 4. Cappuccino	<div style="width: 100%;"></div>	00:09:49	100.00
+ 5. Happy Birthday!	<div style="width: 100%;"></div>	00:05:37	73.33
+ 6. Read, Listen, Write	<div style="width: 100%;"></div>	00:00:32	100.00
+ 7. The Shopping Game	<div style="width: 100%;"></div>	00:09:59	63.33
+ 8. The New Car	<div style="width: 100%;"></div>	00:05:10	86.21
+ 9. Read, Listen, Write	<div style="width: 100%;"></div>	00:00:25	100.00
+ 10. Kevin's Clothes	<div style="width: 100%;"></div>	00:07:48	96.67
+ 11. Graffiti	<div style="width: 100%;"></div>	00:06:51	96.67
+ 12. Read, Listen, Write	<div style="width: 100%;"></div>	00:01:26	100.00

Progress Test	Progress	Time	Score
Progress Test 1	Progress Test Passed	00:51:50	87.27
Progress Test 2	Progress Test Passed	00:42:46	76.36
Progress Test 3	Progress Test Passed	00:52:11	72.73
Progress Test 4	Progress Test Passed	00:47:56	70.91

T Progress Test 1 Passed

REPEAT TEST SHOW ANSWERS

T Progress Test 1 Failed

8 Requisito 1: Certificado 80 horas: Finalizar 1er nivel al 100% - 2do nivel al 75%



1. Elementary


1. Elementary

1er nivel:
 Completar al 100%
 Completar 12 de 12 unidades
 Aprobar 4 de 4 progress tests

2. Elementary Plus

Course corresponding to level A1 of the Common European Framework of Reference for Languages

2do nivel:
 Completar al 75% como mínimo ⚠️
 Completar 9 de 12 unidades
 Aprobar 3 de 4 progress tests



1. Elementary Progress-report

Units	Progress	Time	Score
+ 1. The Interview	100%	00:29:49	76.67
+ 2. The First Day	100%	00:27:52	96.67
+ 3. Read, Listen, Write	100%	00:00:51	100.00
+ 4. Cappuccino	100%	00:09:49	100.00
+ 5. Happy Birthday!	100%	00:05:37	73.33
+ 6. Read, Listen, Write	100%	00:00:32	100.00
+ 7. The Shopping Game	100%	00:09:59	63.33
+ 8. The New Car	100%	00:05:10	86.21
+ 9. Read, Listen, Write	100%	00:00:25	100.00
+ 10. Kevin's Clothes	100%	00:07:48	96.67
+ 11. Graffiti	100%	00:06:51	96.67
+ 12. Read, Listen, Write	100%	00:01:26	100.00

Test Progress

Progress Test	Progress	Time	Score
Progress Test 1	100%	00:18:30	88.33
Progress Test 2	100%	00:08:48	91.65
Progress Test 3	100%	00:04:57	83.33
Progress Test 4	100%	00:05:57	65.00

2. Elementary Plus Progress-report

Units	Progress	Time	Score
+ 1. Travelling In Town	100%	00:47:24	83.33
+ 2. It's Not Fair	100%	00:39:39	83.33
+ 3. Read, Listen, Write	100%	00:00:01	100.00
+ 4. The London Eye	100%	00:03:08	50.00
+ 5. Celebrity Couples	100%	00:00:46	100.00
+ 6. Read, Listen, Write	100%	00:00:24	100.00
+ 7. Kevin Gets Fit!	100%	00:00:48	83.33
+ 8. Satnav	100%	00:01:16	80.00
+ 9. Read, Listen, Write	100%	00:00:26	100.00
+ 10. The Wrong Man	0%	00:05:10	0.00
+ 11. Monday Morning!	0%	00:01:39	0.00
+ 12. Read, Listen, Write	0%	-	0.00

Test Progress

Progress Test	Progress	Time	Score
Progress Test 1	100%	00:19:46	75.00
Progress Test 2	100%	00:05:25	75.00
Progress Test 3	100%	00:07:16	83.33
Progress Test 4	Not Started	-	0.00

8 Requisito 2: Participar 6 clases grupales - Reserva

5 inap.aziksa.com dice
You have successfully subscribed live classes.

1 Dashboard
My Courses
Active
Upcoming
Completed
All my classes
Search Class
Quick Links
Completed Course

3 Search Class
Choose a time that works for you

6 Dashboard
Welcome, License end date: Sep 30, 2024
My Courses
Self-paced Learning
Return to where you left off:
6. Intermediate Plus/The New Housekeeper/Grammar/
0% Level Completed, 0 Progress Tests Taken, 00:31:04 Total Time Spent on Website
Group Classes
Your classes for today
Tuesday 27 9:00 AM
Group Class: Level B1 A
Tuesday, February 27, 2024, 9:00 AM
Join Class
Start after: Time's up! Status: Scheduled | Cancel Enrollment

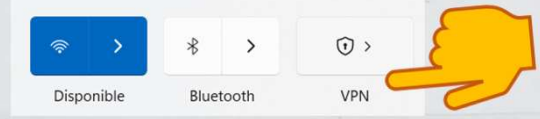
7 Group Classes
Class Scheduled
Your classes for today
Tuesday 27 9:00 AM
Group Class: Level B1 A
Tuesday, February 27, 2024, 9:00 AM
Join Class
Start after: Time's up! Status: Scheduled | Cancel Enrollment
Class End Date: Friday, March 01, 2024
Class Enrollment Closing Date: Wednesday, February 28, 2024

4 Search Class
Choose a time that works for you

6 Register Now

8 Search Class
Class Detail: Group Class: Level C1 A
Class Description: Group Class: Level C1
Class Duration: 60 mins
Instructor Name: Ardor Teacher I.M.
Class Start Time: Wednesday, March 13, 2024 8:00 AM

8 Requisito 2: Participar en 6 clases grupales - Acceso



All tests passed!

As far as we can tell, your video should be working. If you're still experiencing issues, download your report results and send to your network administrator.

<https://system-check.aziksa.com/>

1

3

Group Class: Level C1

Your class is going to start in 00:02:01

6

1 Current affairs C1

FAKE NEWS

How can we know what is fake news and what isn't?
Why do you think it happens?

2

Dashboard

Welcome,

Self-paced Learning

Return to where you left off:

11. Upper-Advanced/Careers/Video/

0% 102 min/day

1 40 hours II. Upper-Advanced

2 40 Hours 1. Elementary

3 40 hours 2. Elementary Plus

Group Class

Group Class: Level C1 A

Tuesday 27 12:00 PM

Join Class

Start after: 00:03:42

Status: Scheduled

5

inap.aziksa.com quiere

Utilizar la cámara

Utilizar el micrófono

Join Call



8 Requisito 3: Aprobar 3 myWriting

1

INAP My Dashboard My Account My Dynamizer Report My Talk Extras Language

Welcome, License end date: Dec 01, 2023

My Courses

- Active
- Upcoming
- Completed
- All my classes
- Class Calendar

Quick Links

- Progress Report
- Training History
- Configuration Check
- Change Password
- Report your Issue
- Guide Document
- Join Chat

Self-paced Learning

Continue where you left off... 0 % 0 min/day

Level Completed: 0 | Progress Tests Taken: 0
Total Time Spent on Website: (Not course study time)

Test Performance Learning Pace

1 40 1. Elementary Start	2 40 hours 2. Elementary Plus Locked	3 40 hours 3. Pre-Intermediate Locked
--------------------------------	--	---

Group Classes Class Schedule One-to-one Classes Class Schedule

2

writing courses

Level 1-myWriting Start

Level 2-myWriting Start

3

UNITS

- myWriting 1 Passed
- myWriting 2 Passed
- myWriting 3 Passed
- myWriting 4

Level 1-myWriting

4

Level 1-myWriting > myWriting 4

1 2

myWriting 4

Write a description of your appearance and clothes. Write about a family member or friend too. Write about 40 words. Try to include more than one adjective each time.

Save

5

Level 1-myWriting > myWriting 4

1 2

myWriting 1

Congratulations!

Congratulations! You've finished myWriting for Level 9 Units 1.

You can now send the evaluation to a tutor. But before you click the **SEND** button, you might like to look back through all the exercises, check your answers and revise the answers if necessary.

Please remember you can only submit each evaluation once to a tutor.

The tutor will evaluate your work and send feedback within 48 hours.

Send

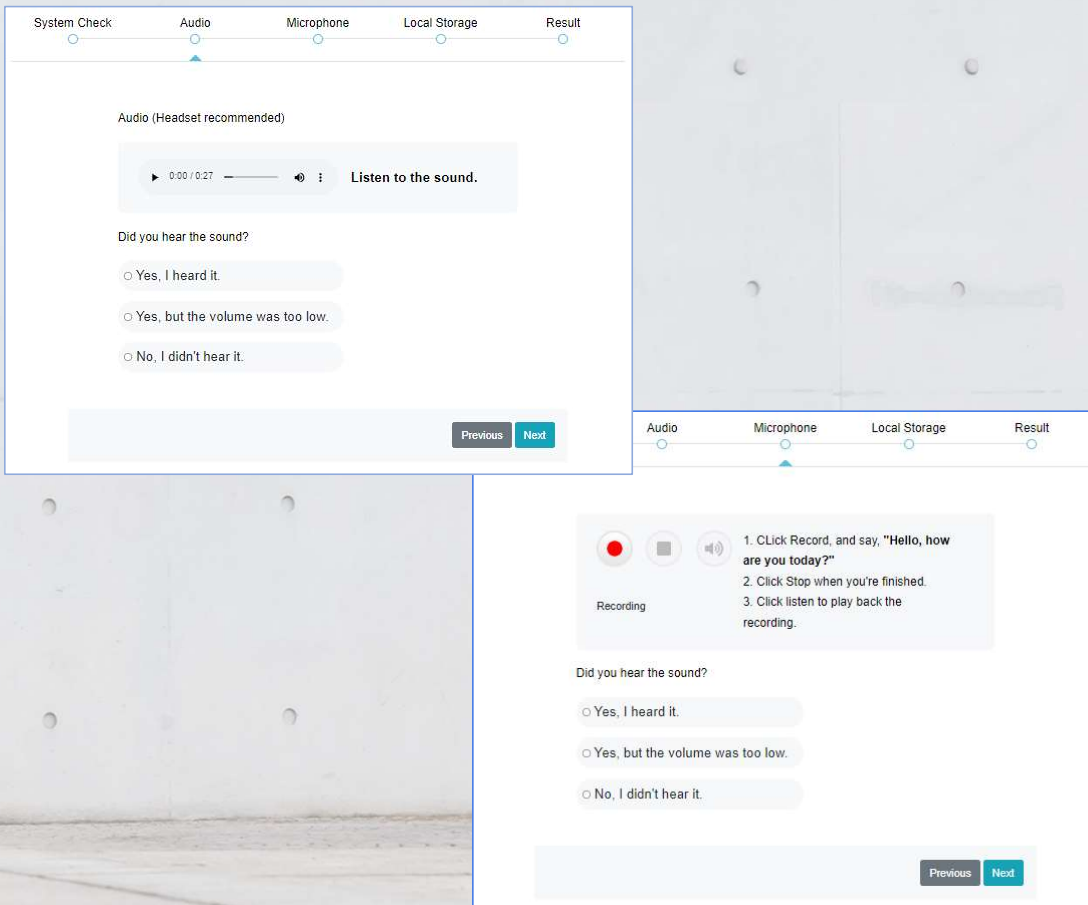
No puedo usar contracciones en el curso

- Puede escribir sus respuestas usando las formas completas de los verbos (por ejemplo, «I am») o con contracciones (por ejemplo, «I'm»)
- Para escribir las contracciones debe usar un apóstrofe (')
- Si usa un acento (por ejemplo, ´ o `) en las contracciones, el curso no aceptará las respuestas



9

Preguntas Frecuentes



The screenshot displays a multi-step configuration wizard. The top navigation bar includes 'System Check', 'Audio', 'Microphone', 'Local Storage', and 'Result'. The 'Audio' step is active, indicated by a blue triangle. The main content area is titled 'Audio (Headset recommended)'. It features a play button, a progress indicator '0:00 / 0:27', and a speaker icon with the text 'Listen to the sound.'. Below this, a question asks 'Did you hear the sound?' with three radio button options: 'Yes, I heard it.', 'Yes, but the volume was too low.', and 'No, I didn't hear it.'. At the bottom, there are 'Previous' and 'Next' buttons.

System Check Audio Microphone Local Storage Result

Audio (Headset recommended)

▶ 0:00 / 0:27 🔊 Listen to the sound.

Did you hear the sound?

Yes, I heard it.

Yes, but the volume was too low.

No, I didn't hear it.

Previous Next

Audio Microphone Local Storage Result

Recording

1. Click Record, and say, "Hello, how are you today?"
2. Click Stop when you're finished.
3. Click listen to play back the recording.

Did you hear the sound?

Yes, I heard it.

Yes, but the volume was too low.

No, I didn't hear it.

Previous Next

No puedo grabar u oír mi voz

- Si no puede grabar u oír su voz en las unidades, clique en el botón Configuration Check
- Compruebe que su micrófono está configurado correctamente
- Si el problema persiste, póngase en contacto con su tutor

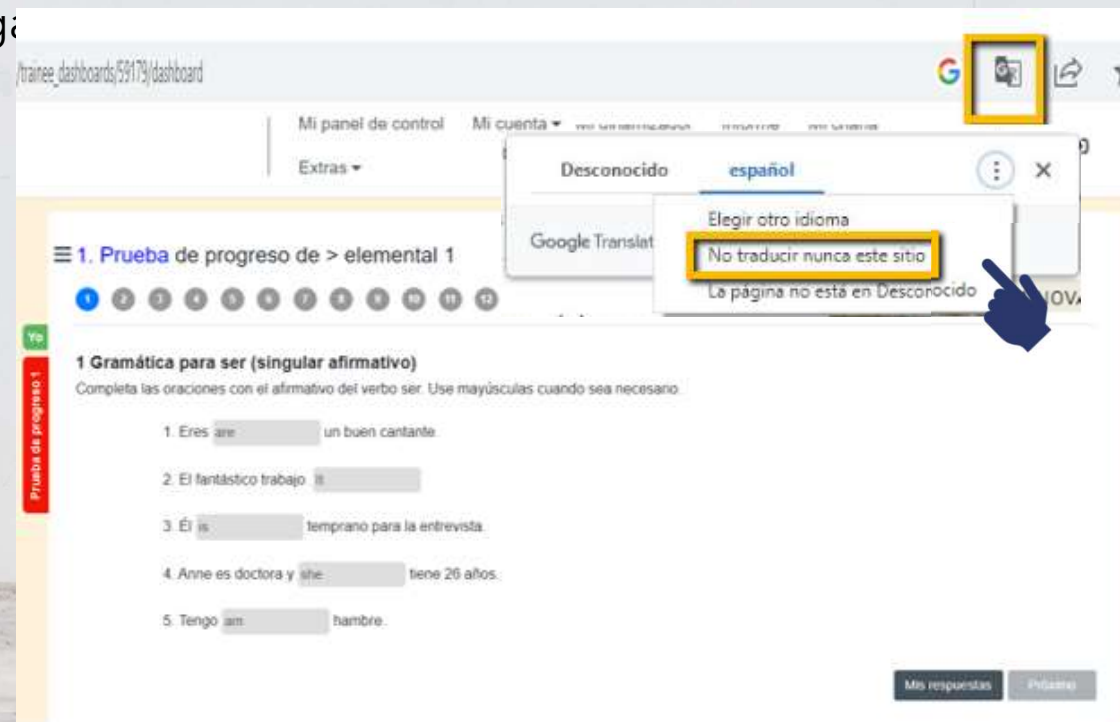


9

Preguntas Frecuentes

Mi curso está traducido automáticamente al español

- Hay veces en las que Chrome o su navegador traduce automáticamente todos los contenidos de las páginas que no están en español o el idioma que tengas defecto.
- Para deshabilitar esta opción, deberá clicar en la opción que sale en la parte de arriba con el símbolo en su navegador a la derecha del todo.



9

Preguntas Frecuentes

The screenshot shows the INAP website interface. At the top, there is a navigation bar with links for 'My Dashboard', 'My Account', 'My Dynamizer', 'Report', 'My Talk', and 'Switch Back'. A 'Language' dropdown menu is highlighted with a yellow box. Below the navigation bar, the main content area displays 'Welcome, TERESA' and 'License end date: Dec 02, 2022'. The 'Self-paced Learning' section shows a progress bar at 0% and a learning pace of 50 min/day. Below this, there are three course cards: '1. Elementary' (40 hours, Start button), '2. Elementary Plus' (40 hours, Locked button), and '3. Pre-Intermediate' (40 hours, Locked button). A 'Language' dropdown menu is also visible on the right side of the page, with 'Spanish' highlighted by a yellow box. The dropdown menu lists: English, Portuguese, German, Spanish, French, Italian, and Japanese. Below the course cards, there is a 'Group Classes' section with a search bar and a 'Class Schedule' link. The main content area shows a progress test titled '1. Elementary > Progress Test 1'. The test consists of 12 questions, with the first question selected. The question is: '1 Grammar to be (singular affirmative) Completa las frases con la forma afirmativa del verbo to be. Usa mayúsculas cuando sea necesario.' The question text is: '1. You are _____ a good singer.' Below this, there are four more questions: '2. It _____ 's fantastic job.', '3. He is _____ early for the interview.', '4. Anne is a doctor and she _____ 's 26.', and '5. I am _____ hungry.'

Quiero ver las explicaciones en español.

- Los contenidos de nuestro curso saldrán por defecto en inglés.
- Para poner solamente las explicaciones y los enunciados en español y mantener los ejercicios en inglés, deberás clicar sobre LANGUAGE - Spanish en la página principal.



9


Preguntas Frecuentes

Errores de ortografía y puntuación

- Debe escribir mayúscula al inicio de cada oración o si hay una norma de la lengua inglesa que lo indique (Monday).
- Las palabras sueltas no llevan mayúscula a menos que haya una norma que indique su necesidad.
- Debe usar coma, punto seguido y punto final cuando sea necesario y si no está añadido ya.
- Las oraciones interrogativas no necesitan punto y final mientras que las positivas y negativas sí.

1  Does he ever IRON his shirts?




3  Does he ever Clean the kitchen?



1  Does he ever iron his shirts?



3  Does he ever clean the kitchen?



4. each / seat / have a seatbelt Each seat have a seatbelt
X



4. each / seat / have a seatbelt Each seat has a seatbelt.





**VIDEOCONFERENCIA
AVANCE EN EL CURSO
A1/A2**

Equipo de dinamización INAP

helpdesk@ardorlearning.com

7 ¿Preguntas?





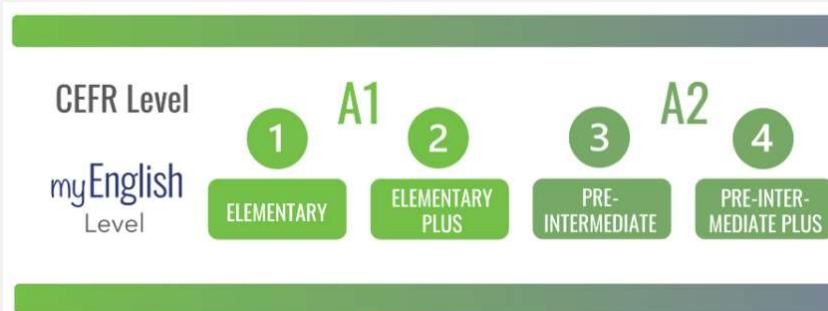
VIDEOCONFERENCIA AVANCE EN EL CURSO A1/A2

Equipo de dinamización INAP

helpdesk@ardorlearning.com

3 Plan de Estudios – Diferentes Niveles

Nivel Básico
A1 - A2



Nivel Intermedio
B1 - B2



Nivel Avanzado
C1

