



VIDEOCONFERENCIA CONTENIDO DE LA FORMACIÓN

Equipo de dinamización INAP

helpdesk@ardorlearning.com

1 Plan de Estudios

2 Primer Requisito: Curso myEnglish

3 Segundo Requisito: Clases Grupales

4 Tercer Requisito: Redacciones Escritas

5 Requisitos mínimos – Control de su cumplimiento

6 Preguntas Frecuentes

7 Ronda de Preguntas



1

Plan de Estudios



30 de septiembre de 2024

Fecha de finalización

Mes de Agosto

No lectivo, aunque podrá acceder y trabajar en la plataforma

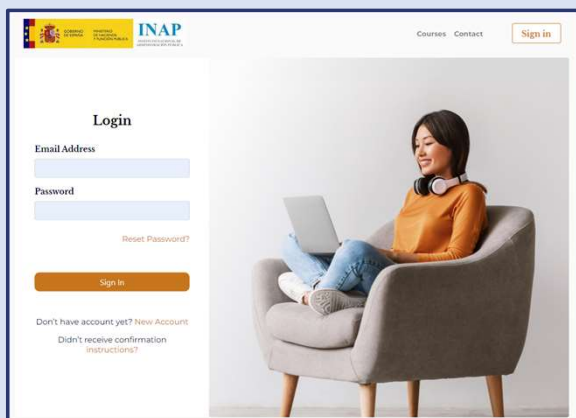


Recomendación

dedicar tres horas a
la semana



Curso myEnglish



Contraseña: la que guardó al hacer la prueba de nivel o cuando recibió el mail de bienvenida.

Si no la recuerda, nos escribe y se la reseteamos.

Aquí podrá trabajar en las unidades y los tests, tener las clases grupales y realizar las redacciones.

Es obligatorio.

Portal del Estudiante

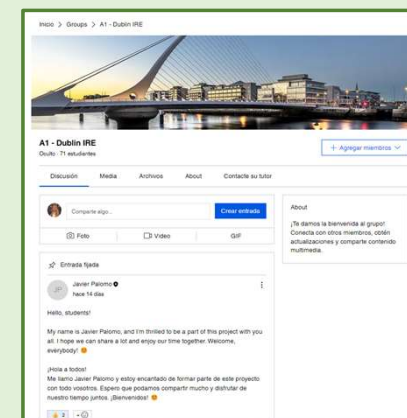


Contraseña:
inap

Aquí podrá consultar y descargar material para el curso, ver tutoriales, etc.

No es obligatorio.

Foros









Contraseña:
La seleccionada por usted

Aquí podrá interactuar con su tutor/teacher para cuestiones pedagógicas del inglés e interactuar con sus compañeros.

No es obligatorio.

1 Contenidos de la formación - Requisitos mínimos

ARDOR LEARNING LANGUAGE FOR LIFE.	Contenidos de la formación	Requisitos mínimos de la formación
	<p>2 Niveles del curso online <i>myEnglish</i>, o sea un nivel del MCER. (Cada nivel contiene 12 unidades y 4 progress tests)</p> 	<p>1ra Opción: Para certificar 40 horas completar al 100% un nivel del curso online (finalizar 12/12 unidades y aprobar todos progress tests), o 2da Opción: Para certificar 80 horas completar 2 niveles del curso online -el 1ro al 100% y el 2do como mínimo al 75% (finalizar 9/12 unidades y aprobar 3 de los 4 progress tests)</p>
	<p>24 Clases de conversación grupales separadas por nivel MCER. (Requieren reserva previa y tratan un tema diferente cada semana.)</p>	<p>Participar en 6 clases grupales a lo largo de la formación.</p>
	<p>8 redacciones escritas corregidas por un tutor (4 por nivel de <i>myEnglish</i>) Feedback personalizado de cada redacción a consultar en la plataforma.</p>	<p>Completar y aprobar 3 redacciones escritas.</p>
	<p>Clases grupales por niveles MCER con alumnos de diferentes empresas y organismos. (No requiere reserva previa y un tema diferente cada semana)</p>	
<p>EXTRA CONTENT</p>	<p>Acceso a material complementario (separado por nivel MCER): 40 e-books, emails y videos con contenido de negocios, artículos, audio diccionario</p>	
	<p>Servicio de foro Chat/Forum donde podrá interactuar con sus compañeros de nivel, tutor o dinamizador sobre diferentes cuestiones.</p>	



2 Primer Requisito: Curso myEnglish

2.1 myEnglish: ¿Cómo completo una unidad?

2.2 myEnglish: ¿Cómo completo un Self Check?

2.3 myEnglish: ¿Cómo completo un Progress Test?

2.4 myEnglish: ¿Cómo controlo el avance del curso?



2.1 myEnglish: ¿Cómo completo una unidad?

Las respuestas que escribes en las unidades no se guardan en el curso, para poder repetir los ejercicios cuantas veces quieras.



Sí se guardan: Self Check + Progress Test

1 Dashboard

2 1. Elementary

3 1. Elementary > Unit - 1. The Interview

4 1. Elementary > Unit - 1. The Interview

5 1. Elementary

6 Results
You've finished the Unit! These are the results of your Self Check test:

1. Grammar: to be (singular affirmative)	6.0
2. Grammar: to be (singular negative and interrogative)	1.0

2.2 myEnglish: ¿Cómo completo un Self Check?

1

1. Elementary > Unit - 1. The Interview

- 1 Introduction
- 2 Video
- 3 Grammar
- 4 Vocabulary
- 5 Conversation
- 6 Self Check

3 Meeting people: practice

Click on START CONVERSATION and listen to Mandy. Then click on START RECORDING and record your answers. When you've finished click on LISTEN to hear the whole interview.

Mandy Hello
You Say 'hello' to Mandy.
Mandy My name's Mandy. What's your name?
You Tell Mandy your name.
Mandy Nice to meet you.
You Answer Mandy.
Mandy What's your job?
You Answer Mandy's question.
Mandy And are you married?
You Answer Mandy's question.

And now the interview!
Click on the button 'Start conversation'.
Listen to Mandy's first question and click on 'Start recording' to record your answer.
After your answer,

START CONVERSATION

3

1. Elementary > Unit - 1. The Interview

- 1 Introduction
- 2 Video
- 3 Grammar
- 4 Vocabulary
- 5 Conversation
- 6 Self Check

1. Grammar: to be (singular affirmative)

Listen to the explanations. Then complete the sentences with the affirmative form of the verb to be.

1. You are 35.
2. My name is Pauline.
3. This is cool.
4. We are late.
5. She is famous.
6. I is English.

We will finish with a test.
You will do five exercises.
At the end, you can see your score.
After an exercise, click on 'Check'.
Click on 'Correct answers'

Check Correct Answers

2

1. Elementary > Unit - 1. The Interview

- 1 Introduction
- 2 Video
- 3 Grammar
- 4 Vocabulary
- 5 Conversation
- 6 Self Check

1. Grammar: to be (singular affirmative)

Listen to the explanations. Then complete the sentences with the affirmative form of the verb to be.

1. You are 35.
2. My name is Pauline.
3. This is cool.
4. We are late.
5. She is famous.
6. I is English.

We will finish with a test.
You will do five exercises.
At the end, you can see your score.
After an exercise, click on 'Check'.
Click on 'Correct answers'

Check Correct Answers

4

1. Elementary > Unit - 1. The Interview

- 1 Introduction
- 2 Video
- 3 Grammar
- 4 Vocabulary
- 5 Conversation
- 6 Self Check

1. Grammar: to be (singular affirmative)

Listen to the explanations. Then complete the sentences with the affirmative form of the verb to be.

1. You are 35.
2. My name is Pauline.
3. This is cool.
4. We are late.
5. She is famous.
6. I am English.

We will finish with a test.
You will do five exercises.
At the end, you can see your score.
After an exercise, click on 'Check'.
Click on 'Correct answers'

Check My Answers

2.2 myEnglish: ¿Cómo completo un Self Check

5

1. Elementary > Unit - 1. The Interview

- 1 Introduction
- 2 Video
- 3 Grammar
- 4 Vocabulary
- 5 Conversation
- 6 Self Check

6 Results

You've finished the Unit! These are the results of your Self Check test:

1 Grammar: to be (singular affirmative)	6.0
2 Grammar: to be (singular negative and interrogative)	1.0
3 Vocabulary: Numbers 1 to 10	6.0
4 Vocabulary: Jobs	5.0
5 Conversation: Meeting people	5.0
Total	76.67 %

Congratulations!
That's the end of Unit 1!
Now you know the singular form of the verb 'to be' in the present tense, the numbers one to ten, and some jobs.
And you've had a

RESET

6

1. Elementary > Unit - 1. The Interview

- 1 Introduction
- 2 Video
- 3 Grammar
- 4 Vocabulary
- 5 Conversation
- 6 Self Check

Results

You've finished the Unit! These are the results of your Self Check test:

1 Grammar: to be (singular affirmative)	6.0
2 Grammar: to be (singular negative and interrogative)	1.0
3 Vocabulary: Numbers 1 to 10	6.0
4 Vocabulary: Jobs	5.0
5 Conversation: Meeting people	5.0
Total	76.67 %

Congratulations!
That's the end of Unit 1!
Now you know the singular form of the verb 'to be' in the present tense, the numbers one to ten, and some jobs.
And you've had a

RESET

7

UNITS

- 1 The Interview
- 2 The First Day
- 3 Read, Listen, Write
- 4 Progress Test
- 5 Cappuccino
- 6 Happy Birthday!
- 7 Read, Listen, Write
- 8 Progress Test 2
- 9 The Shopping Game
- 10 The New Car
- 11 Read, Listen, Write
- 12 Progress Test 3
- 13 Kevin's Clothes
- 14 Graffiti
- 15 Read, Listen, Write
- 16 Progress Test 4

1. Elementary

Course corresponding to level A1 of the Common European Framework of Reference for Languages

Begin

2.3 myEnglish: ¿Cómo completo un Progress Test?

1

UNITS

- 1 The Interview
- 2 The First Day
- 3 Read, Listen, Write
- 1 Progress Test 1**
- 4 Cappuccino
- 5 Happy Birthday
- 6 Read, Listen, Write
- 7 Progress Test 2
- 8 The Shopping Game
- 9 The New Car
- 10 Read, Listen, Write
- 11 Progress Test 3
- 12 Kevin's Clothes
- 13 Craft
- 14 Read, Listen, Write
- 15 Progress Test 4

1. Elementary

Course corresponding to level A1 of the Common European Framework of Reference for Languages

Begin

2

1. Elementary > Progress Test 1

- 1 Introduction
- 2 Progress Test 1**

Introduction: Level 1 Units 1-3

Welcome to the first Progress Test of Level 1. In this test, you will practise the grammar and vocabulary that you've studied in Units 1 - 3 and will do some general reading and listening comprehension activities.

You must complete the test in a single session. If you leave the test without having completed it, your answers will not be saved.

When you get to the final page, you might like to look back through all the exercises and check your answers before clicking on 'Evaluate'.

You can do the test a maximum of two times. If you do it twice, your second score is the one that will be recorded.

Good luck!

Start Test

4

Next

Next

3

1. Elementary > Progress Test 1

- 1 Introduction
- 2 Progress Test 1**

1 Grammar to be (singular affirmative)

Complete the sentences with the affirmative form of the verb to be. Use capital letter where necessary.

- You are a good singer.
- It 's fantastic job.
- He is early for the interview.
- Anne is a doctor and she 's 26.
- I am hungry.

Next



2.3 myEnglish: ¿Cómo complo un Progress Test?

5

1. Elementary > Progress Test 1

1 Introduction

2 Progress Test 1

Congratulations!

Congratulations! You've finished the first Progress Test of Level 1. Before you click on 'Evaluate', you might like to look back over your answers and revise them if necessary. Remember that you may attempt the test a maximum of two times. If you attempt it twice, your second score is the one that will be saved.

Evaluate

7

Test Progress

Progress Test	Progress	Time	Score
Progress Test 1	Progress Test Passed	00:10:52	80.00
Progress Test 2	Not Started	-	-
Progress Test 3	Not Started	-	-
Progress Test 4	Not Started	-	-

6

1. Elementary > Progress Test 1

1 2 3 4 5 6 7 8 9 10 11 12

1 Progress Test 1

You have finished the test! Below is the result. You can find Pass/Fail here

The following is a breakdown of your test results:

Grammar	17.00 / 20.00 (85.00)
Vocabulary	19.00 / 20.00 (95.00)
Listening	5.00 / 5.00 (100.00)
Read Comprehension	3.00 / 10.00 (30.00)
Total	44.00 / 55.00 (80.00 %)

Remember that you can attempt the Progress Test twice in your first attempt, and if you are not happy with your score you can attempt it a second time by clicking on REPEAT TEST below. Bear in mind that the second attempt will be the one that will be saved. You can also see the correct answers by clicking on SHOW ANSWERS. However, if you do so you will not be able to attempt the test again.

REPEAT TEST SHOW ANSWERS

8

UNITS

- 1 The Interview
- 2 The First Day
- 3 Read, Listen, Write
- 1 Progress Test 1 Passed**
- 4 Cappuccino
- 5 Happy Birthday!
- 6 Read, Listen, Write
- 1 Progress Test 2
- 7 The Shopping Game
- 8 The New Car
- 9 Read, Listen, Write
- 1 Progress Test 3
- 10 Kevin's Clothes
- 11 Graffiti
- 12 Read, Listen, Write
- 1 Progress Test 4

1. Elementary

Course corresponding to level A1 of the Common European Framework of Reference for Languages

Begin

2.4 myEnglish: ¿Cómo controlo el avance del curso?

Dashboard

Welcome, Licence End Date: Sep 30, 2024

Self-paced Learning

Return to where you left off

1. Elementary/The First Day/Vocabulary/

0% 18 min/day

0 Level Completed: 0 Progress Tests Taken: 04:54:34 Total Time Spent on Website: (not course study time)

1 40 Hours

1. Elementary

Start

2 40 hours

2. Elementary Plus

Locked

Group Classes Class Schedule One to one

Quick Links

- Completed Course
- Progress Report
- Training History
- Configuration Check
- Change Password

1. Elementary Progress-report

Units	Progress	Time	Score
+ 1. The Interview	<div style="width: 100%;"></div>	02:51:07	100.00
+ 2. The First Day	<div style="width: 100%;"></div>	03:40:49	100.00
+ 3. Read, Listen, Write	<div style="width: 100%;"></div>	01:23:46	100.00
+ 4. Cappuccino	<div style="width: 100%;"></div>	05:07:59	100.00
+ 5. Happy Birthday!	<div style="width: 100%;"></div>	02:47:10	93.33
+ 6. Read, Listen, Write	<div style="width: 100%;"></div>	01:06:27	100.00
+ 7. The Shopping Game	<div style="width: 10%;"></div>	00:19:19	0.00
+ 8. The New Car	<div style="width: 0%;"></div>	-	0.00
+ 9. Read, Listen, Write	<div style="width: 0%;"></div>	-	0.00
+ 10. Kevin's Clothes	<div style="width: 0%;"></div>	-	0.00
+ 11. Graffiti	<div style="width: 0%;"></div>	-	0.00
+ 12. Read, Listen, Write	<div style="width: 0%;"></div>	-	0.00

1. Elementary Progress-report

Units	Progress	Time	Score
+ 1. The Interview	<div style="width: 100%;"></div>	02:51:07	100.00
+ 2. The First Day	<div style="width: 100%;"></div>	03:40:49	100.00
+ 3. Read, Listen, Write	<div style="width: 100%;"></div>	01:23:46	100.00
+ 4. Cappuccino	<div style="width: 100%;"></div>	05:07:59	100.00
+ 5. Happy Birthday!	<div style="width: 100%;"></div>	02:47:10	93.33
+ 6. Read, Listen, Write	<div style="width: 100%;"></div>	-	100.00
- 7. The Shopping Game	<div style="width: 10%;"></div>	-	0.00

Section	Sessions	Time	First And Last Connection	Completed	
Video	1	1	00:03:36	21 Mar 2024 - 21 Mar 2024	YES
	2	1	00:02:53	21 Mar 2024 - 21 Mar 2024	YES
	3	1	00:03:35	21 Mar 2024 - 21 Mar 2024	YES
Grammar	1	1	00:01:19	21 Mar 2024 - 21 Mar 2024	YES
	2	2	00:02:40	21 Mar 2024 - 21 Mar 2024	YES
	3	5	00:02:07	21 Mar 2024 - 21 Mar 2024	YES
4	-	0	-	NO	
5	-	0	-	NO	
6	-	0	-	NO	

1

2

3



3 Segundo Requisito: Clases Grupales

3.1 Clases grupales: ¿Dónde se publican los temas?

3.2 Clases grupales: ¿Dónde descargo el material?

3.3 Clases grupales: ¿Cómo reservo una clase?

3.4 Clases Grupales: ¿Cómo accedo a una clase?

group 
Classes



3.1

Clases grupales: ¿Dónde se publican los temas?

3

1  URL

<https://www.inap.ardorlearning.com/>

Contraseña: inap

2



Acceso eLearning Help Desk Webinars Videos y Guías Calendario

ARDORLEARNING
LANGUAGE FOR LIFE.

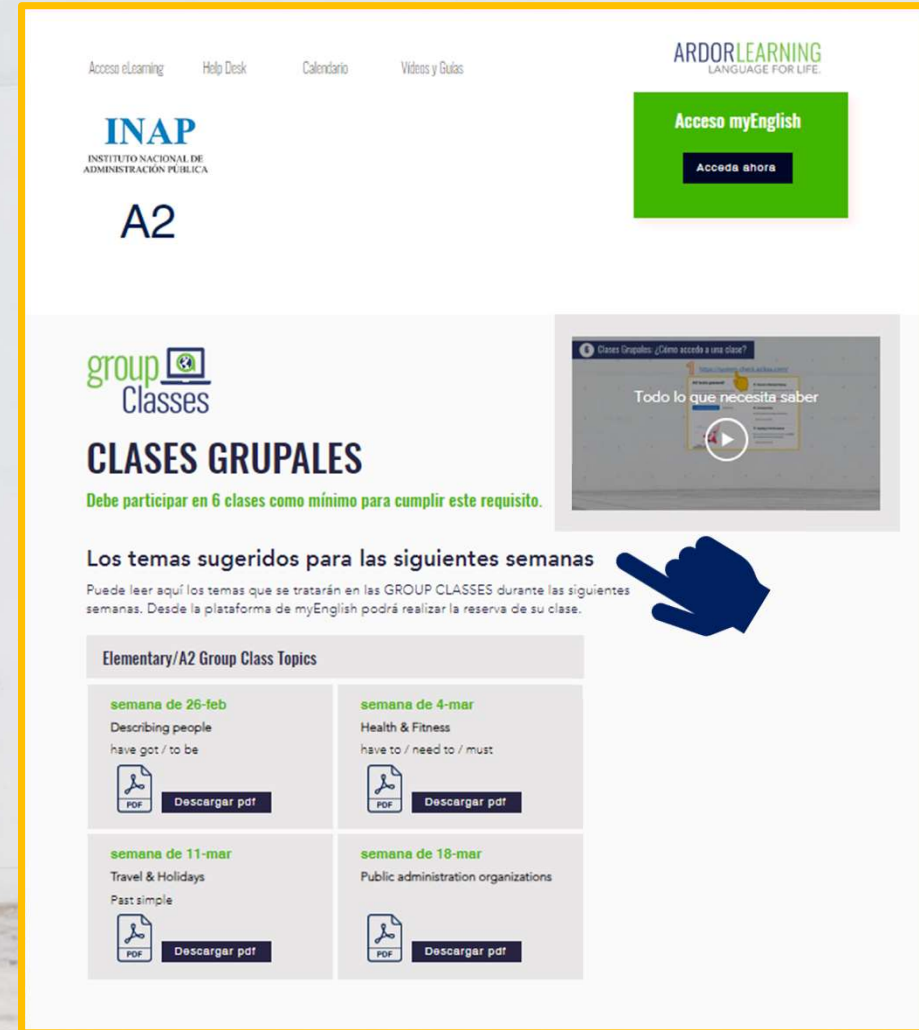
INAP
INSTITUTO NACIONAL DE ADMINISTRACIÓN PÚBLICA

A1 A2 B1 B2 C1

Acceso myEnglish
Acceda ahora

Programa de formación en inglés

Con un contenido único desarrollado por Oxford University Press, clases impartidas por profesores expertos y el apoyo continuo en el proceso de aprendizaje de los dinamizadores/tutores especializados en eLearning.



Acceso eLearning Help Desk Calendario Videos y Guías

ARDORLEARNING
LANGUAGE FOR LIFE.

INAP
INSTITUTO NACIONAL DE ADMINISTRACIÓN PÚBLICA

A2

Acceso myEnglish
Acceda ahora

group Clases

CLASES GRUPALES





Debe participar en 6 clases como mínimo para cumplir este requisito.

Clases Grupales: ¿Cómo acceder a una clase?
Todo lo que necesitas saber

Los temas sugeridos para las siguientes semanas

Puede leer aquí los temas que se tratarán en las GROUP CLASSES durante las siguientes semanas. Desde la plataforma de myEnglish podrá realizar la reserva de su clase.

Elementary/A2 Group Class Topics

semana de 26-feb Describing people have got / to be  Descargar pdf	semana de 4-mar Health & Fitness have to / need to / must  Descargar pdf
semana de 11-mar Travel & Holidays Past simple  Descargar pdf	semana de 18-mar Public administration organizations  Descargar pdf

1



CLASES GRUPALES

Debe participar en 6 clases como mínimo para cumplir este requisito.



Los temas sugeridos para las siguientes semanas

Puede leer aquí los temas que se tratarán en las GROUP CLASSES durante las siguientes semanas. Desde la plataforma de myEnglish podrá realizar la reserva de su clase.

Elementary/A2 Group Class Topics

semana de 26-feb

Describing people
have got / to be

[Descargar pdf](#)

semana de 4-mar

Health & Fitness
have to / need to / must

[Descargar pdf](#)

semana de 11-mar

Travel & Holidays
Past simple

[Descargar pdf](#)

semana de 18-mar

Public administration organizations

[Descargar pdf](#)

3.3 Clases Grupales: ¿Cómo reservo una clase?

1

Dashboard

My Courses

- Active
- Upcoming
- Completed
- All my classes
- Search Class**

Quick Links

- Completed Course

3

Dashboard

Search Class

Choose a time that works for you

2024-Feb-28	2024-Feb-29	2024-Mar-01 - 8:00 AM
2024-Mar-04	2024-Mar-05	2024-Mar-06
2024-Mar-07	2024-Mar-08	2024-Mar-11

Search Class

4

Dashboard

Search Class

Choose a time that works for you

2024-Feb-28	2024-Feb-29	2024-Mar-01
2024-Mar-04	2024-Mar-05	2024-Mar-06
2024-Mar-07	2024-Mar-08	2024-Mar-11

Search Class

Register Now

6

Dashboard

Welcome, License end date: Sep 30, 2024

My Courses

Self-paced Learning

Return to where you left off:

6. Intermediate Plus/The New Housekeeper/Grammar/

0% Level Completed, 0 Progress Tests Taken, 00:31:04 Total Time Spent on Website

Quick Links

- Completed Course
- Progress Report
- Training History
- Configuration Check
- Change Password
- Report your Issue
- Guidance Document

5

inap.aziksa.com dice

You have successfully subscribed live classes.

Acceptar

7

Group Classes

Your classes for today

Tuesday 27 9:00 AM

Group Class: Level B1 A

Tuesday, February 27, 2024 9:00 AM

Join Class

Start after: Time's up! Status: Scheduled | Cancel Enrollment

Class End Date: Friday, March 01, 2024

Class Enrollment Closing Date: Wednesday, February 28, 2024

8

Search Class

Class Detail: Group Class: Level C1 A

Class Description: Group Class: Level C1

Active

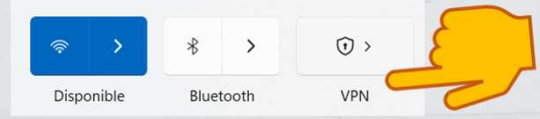
Class Duration: 60 mins

Instructor Name: Ardor Teacher I.M.

Class Start Time: Wednesday, March 13, 2024 8:00 AM

Search Class

3.4 Clases Grupales: ¿Cómo accedo a una clase?



All tests passed!

As far as we can tell, your video should be working. If you're still experiencing issues, download your report results and send to your network administrator.

<https://system-check.aziksa.com/>

Download report results

Restart

1



Dashboard

Welcome,

Self-paced Learning

Return to where you left off:

11. Upper-Advanced/Careers/Video/

0% 102 min/day

1 Level Completed Progress Tests Taken 00:40:54 Test Performance Learning Pace

2 40 hours 11. Upper-Advanced Start Locked

3 40 hours 1. Elementary 2. Elementary Plus Locked

Group Classes

Group Class Level C1 A Tuesday, February 27, 2024, 12:00 PM Join Class

Start after: 00:03:42 Status: Scheduled

2



3

Group Class: Level C1



Your class is going to start in 00:02:01

Connect class



1 Current affairs C1

FAKE NEWS

How can we know what is fake news and what isn't? Why do you think it happens?

6



inap.aziksa.com quiere

Utilizar la cámara

Utilizar el micrófono

Permitir Bloquear

5



Join Call



4 Tercer Requisito: Redacciones Escritas

4.1 myWriting: ¿Dónde se encuentran?

4.2 myWriting: ¿Cómo se hace una redacción?

4.3 myWriting: ¿Cómo ver la corrección?



4.1 myWriting: ¿Dónde se encuentra?

Ir a: My Courses – All my classes

2

1

Dashboard

Welcome, Licence End Date: Sep 30, 2024

Self-paced Learning

Return to where you left off

1. Elementary/The New Car/Grammar/

83.0% 24 min/day

0 2 11:02:43

Level Completed: Progress Tests Taken: Total Time Spent on Website:
(not course study time)

Test Performance Learning Pace

My Courses

Active

Upcoming

Completed

All my classes

Search Class

40 Hours

1. Elementary

Start

Quick Links

Completed Course

Progress Report

Training History

Configuration Check

Change Password

Group Classes

UNITS

- myWriting 1
- myWriting 2
- myWriting 3
- myWriting 4

Level 1-myWriting

myWriting

Begin

3

Dashboard

My Courses

Active

Upcoming

Completed

All my classes

Search Class

Quick Links

Completed Course

Progress Report

Training History

Configuration Check

Change Password

Report your Issue

Guide Document

Site Chat

My Dashboard – All Levels

1. Elementary Start

2. Elementary Plus Locked

3. Pre-Intermediate Locked

4. Pre-Intermediate Plus Locked

5. Intermediate Locked

6. Intermediate Plus Locked

7. Upper-Intermediate Locked

8. Upper-Intermediate Plus Locked

9. Advanced Locked

10. Advanced Plus Locked

11. Upper-Advanced Locked

12. Upper-Advanced Plus Locked

myEnglish

MyEnglish Placement Test Start

writing courses

Level 1-myWriting Start

Level 2-myWriting Start

Group Class: Level A1 Start

4.2 myWriting: ¿Cómo se hace una redacción?

1

UNITS

- myWriting 1
- myWriting 2
- myWriting 3
- myWriting 4

Level 1-myWriting

Begin

2

Level 1-myWriting > myWriting 1

1 Introduction

2 myWriting

Introduction

Welcome to myWriting for Level 1 Units 1-3. In each evaluation you will complete one written exercise. Work through the exercise, and when you get to the final page, send the evaluation to the tutor. Before you click the SEND button, you might like to check your answer and revise it if necessary. Please note that you can only submit each evaluation once to a tutor. The tutor will correct your work and send feedback within 48 working hours.

Start Test

4

Level 1-myWriting > myWriting 1

1 Introduction

2 myWriting 1

Congratulations!

Congratulations! You've finished myWriting for Level 1 Units 1-3. You can now send the evaluation to a tutor. But before you click the SEND button, you might like to look back through the exercise, check your answer and revise it if necessary. Please note that you can only submit each evaluation once to a tutor. The tutor will correct your work and send feedback within 48 working hours.

Send

3

Level 1-myWriting > myWriting 1

1 Introduction

2 myWriting 1

myWriting 1

Write an introduction about yourself for Online Chums (a social media platform). Write about 30 words and include the words 'and', 'but' and 'or'.

Save

Next

5

UNITS

- myWriting 1 **Sent**
- myWriting 2
- myWriting 3
- myWriting 4

Level 1-myWriting

myWriting

Begin

4.3 myWriting: ¿Cómo ver la corrección?

UNITS

- myWriting 1 **Passed**
- myWriting 2
- myWriting 3
- myWriting 4

Level 1-myWriting

myWriting

Begin

Level 1-myWriting > myWriting 1

Introduction

myWriting 1

Welcome to myWriting for Level 1 Units 1-3. In this evaluation you will complete one written exercise. Work through the exercise, and when you get to the final page, you can submit your answer for evaluation to the tutor. Before you click the SEND button, you might like to check your answer and revise it if necessary. Note that you can only submit each evaluation once to a tutor. The tutor will correct your work and send feedback within 48 working hours.

Start Test

Level 1-myWriting > myWriting 1

Introduction

myWriting 1

Write an introduction about yourself for Online Chums (a social media platform). Write about 30 words and include the words 'and', 'but' and 'or'.

Hi, I am Andrés and I am sixty years old. I am from Ceuta, in south of Spain, but in north of Africa. I can help you of accounted or of Safety and health at work. I like also to be a teacher.

Save

Next

Instructor Comments:
Hi, I am Andrés and I am sixty years old.
I am from Ceuta, in south of Spain, but **(I am in the)** north of Africa.
I can help you of accounted **(with accounting)** or of Safety and health at work **health and safety work**.
I **(would also)** like **(to be a teacher.)** also to be ateacher

Level 1-myWriting > myWriting 1

Introduction

myWriting 1

The following is a breakdown of your test results:

Writing 18.0 /20.00

Hi, I am Andrés and I am sixty years old. I am from Ceuta, in south of Spain, but **(I am in the)** north of Africa. I can help you of accounted **(with accounting)** or of Safety and health at work **health and safety work**. I **(would also)** like **(to be a teacher.)** also to be ateacher.

Summary

Hello Andres! Well done on completing your writing exercise. You answered the question well and used the correct amount of words. There were a few vocabulary and grammar errors that I corrected. Please revise the corrections and keep up the good work!



Total 18.00 / 20.00 (90.00 %)

Play instructor audio review

0:00 / 0:21

5

Contenidos de la formación - Requisitos mínimos – Contro de su cumplimiento

ARDOR LEARNING LANGUAGE FOR LIFE.	Contenidos de la formación	Requisitos mínimos de la formación
	<p>2 Niveles del curso online <i>myEnglish</i>, o sea un nivel del MCER. (Cada nivel contiene 12 unidades y 4 progress tests)</p> 	<p>1ra Opción: Para certificar 40 horas completar al 100% un nivel del curso online (finalizar 12/12 unidades y aprobar todos progress tests), o 2da Opción: Para certificar 80 horas completar 2 niveles del curso online -el 1ro al 100% y el 2do como mínimo al 75% (finalizar 9/12 unidades y aprobar 3 de los 4 progress tests)</p>
	<p>24 Clases de conversación grupales separadas por nivel MCER. (Requieren reserva previa y tratan un tema diferente cada semana.)</p>	<p>Participar en 6 clases grupales a lo largo de la formación.</p>
	<p>8 redacciones escritas corregidas por un tutor (4 por nivel de <i>myEnglish</i>) Feedback personalizado de cada redacción a consultar en la plataforma.</p>	<p>Completar y aprobar 3 redacciones escritas.</p>
	<p>Clases grupales por niveles MCER con alumnos de diferentes empresas y organismos. (No requiere reserva previa y un tema diferente cada semana)</p>	
<p>EXTRA CONTENT</p>	<p>Acceso a material complementario (separado por nivel MCER): 40 e-books, emails y videos con contenido de negocios, artículos, audio diccionario</p>	
	<p>Servicio de foro Chat/Forum donde podrá interactuar con sus compañeros de nivel, tutor o dinamizador sobre diferentes cuestiones.</p>	



5 Cumplimiento 1er Requisito: Certificado de 40 horas: Finalizar el 100% del curso

Dashboard

Welcome, **Licence End Date:** Sep 30, 2024

Self-paced Learning

Return to where you left off

1. Elementary/Progress Test 1/Progress Test1/

70.0% 19 min/day

Level Completed: 1 Progress Tests Taken: 4 Total Time Spent on Website (not course study time): 59:56:54 Test Performance: Learning Pace

1 40 Hours 2 40 hours 3 40 hours

1. Elementary 2. Elementary Plus 3. Pre-Intermediate

Start Locked Locked

Group Classes One to one Classes



UNITS

- The Interview
- The First Day
- Read, Listen, Write
- Cappuccino
- Happy Birthday!
- Read, Listen, Write
- Progress Test 2 Passed
- The Shopping Game
- The New Car
- Read, Listen, Write
- Progress Test 3 Passed
- Kevin's Clothes
- Graffiti
- Read, Listen, Write
- Progress Test 4 Passed

1. Elementary

Begin

Dashboard

Welcome, **Licence End Date:** Sep 30, 2024

Self-paced Learning

Return to where you left off

1. Elementary/Progress Test 1/Progress Test1/

70.0% 19 min/day

Level Completed: 1 Progress Tests Taken: 4 Total Time Spent on Website (not course study time): 59:56:54 Test Performance: Learning Pace

1 40 Hours 2 40 hours 3 40 hours

1. Elementary 2. Elementary Plus 3. Pre-Intermediate

Start Locked Locked

Group Classes One to one Classes



1. Elementary Progress-report

Units	Progress	Time	Score
+ 1. The Interview	<div style="width: 100%;"></div>	00:29:49	76.67
+ 2. The First Day	<div style="width: 100%;"></div>	00:27:52	96.67
+ 3. Read, Listen, Write	<div style="width: 100%;"></div>	00:00:51	100.00
+ 4. Cappuccino	<div style="width: 100%;"></div>	00:09:49	100.00
+ 5. Happy Birthday!	<div style="width: 100%;"></div>	00:05:37	73.33
+ 6. Read, Listen, Write	<div style="width: 100%;"></div>	00:00:32	100.00
+ 7. The Shopping Game	<div style="width: 100%;"></div>	00:09:59	63.33
+ 8. The New Car	<div style="width: 100%;"></div>	00:05:10	86.21
+ 9. Read, Listen, Write	<div style="width: 100%;"></div>	00:00:25	100.00
+ 10. Kevin's Clothes	<div style="width: 100%;"></div>	00:07:48	96.67
+ 11. Graffiti	<div style="width: 100%;"></div>	00:06:51	96.67
+ 12. Read, Listen, Write	<div style="width: 100%;"></div>	00:01:26	100.00

Progress Test	Progress	Time	Score
Progress Test 1	Progress Test Passed	00:51:50	87.27
Progress Test 2	Progress Test Passed	00:42:46	76.36
Progress Test 3	Progress Test Passed	00:52:11	72.73
Progress Test 4	Progress Test Passed	00:47:56	70.91

T Progress Test 1 Passed

REPEAT TEST SHOW ANSWERS

T Progress Test 1 Failed

5 Cumplimiento 1er Requisito: Certificado 80 hrs: 1er nivel al 100% - 2do nivel al 75%




1. Elementary Progress-report

Units	Progress	Time	Score
+ 1. The Interview	100%	00:29:49	76.67
+ 2. The First Day	100%	00:27:52	96.67
+ 3. Read, Listen, Write	100%	00:00:51	100.00
+ 4. Cappuccino	100%	00:09:49	100.00
+ 5. Happy Birthday!	100%	00:05:37	73.33
+ 6. Read, Listen, Write	100%	00:00:32	100.00
+ 7. The Shopping Game	100%	00:09:59	63.33
+ 8. The New Car	100%	00:05:10	86.21
+ 9. Read, Listen, Write	100%	00:00:25	100.00
+ 10. Kevin's Clothes	100%	00:07:48	96.67
+ 11. Graffiti	100%	00:06:51	96.67
+ 12. Read, Listen, Write	100%	00:01:26	100.00

Test Progress

Progress Test	Progress	Time	Score
Progress Test 1	100%	00:16:30	88.33
Progress Test 2	100%	00:08:40	91.65
Progress Test 3	100%	00:04:57	83.33
Progress Test 4	100%	00:05:57	65.00

2. Elementary Plus Progress-report

Units	Progress	Time	Score
+ 1. Travelling In Town	100%	00:47:24	83.33
+ 2. It's Not Fair	100%	00:39:39	83.33
+ 3. Read, Listen, Write	100%	00:00:01	100.00
+ 4. The London Eye	100%	00:03:08	50.00
+ 5. Celebrity Couples	100%	00:00:46	100.00
+ 6. Read, Listen, Write	100%	00:00:24	100.00
+ 7. Kevin Gets Fit!	100%	00:00:48	83.33
+ 8. Satnav	100%	00:01:16	80.00
+ 9. Read, Listen, Write	100%	00:00:26	100.00
+ 10. The Wrong Man	0%	00:05:10	0.00
+ 11. Monday Morning!	0%	00:01:39	0.00
+ 12. Read, Listen, Write	0%	-	0.00

Test Progress

Progress Test	Progress	Time	Score
Progress Test 1	100%	00:19:46	75.00
Progress Test 2	100%	00:05:25	75.00
Progress Test 3	100%	00:07:16	58.33
Progress Test 4	Not Started	-	0.00

5 Cumplimiento Segundo Requisito: Participar 6 clases grupales

Ir a: Quick Links - Completed Course – Live Classes

Dashboard

Welcome, Licence End Date: Dec 31, 2024

Self-paced Learning

Return to where you left off
2. Elementary Plus/Monday Morning/Self Check/

48.0% 1 min/day

Level Completed: 2 Progress Tests Taken: 7 Total Time Spent on Website: 08:40:06 (not course study time) Test Performance: Learning Pace

1 60 Minutes MyEnglish Placement Test

2 40 Hours 1. Elementary Start

3 40 hours 2. Elementary Plus Start

Group Classes Class Schedule

One to one Classes Class Schedule

Your next web class is in 3 days

Wednesday 13 8:00 AM

Group Class: Level C1 A
Wednesday, March 13, 2024, 8:00 AM
Status: Scheduled | Cancel Enrollment

Your previous web class was on June 02, 2023:
Group Class- Intermediate A
Watch recordings

Level	Instructor	Status
Group Class: Level A2	Ardor Teacher A.G.	2 Attended ✓
Group Class: Level A2	Ardor Teacher A.S.	10 Attended ✓
Group Class: Level A2	Ardor Teacher A.G.	4 Attended ✓
Group Class: Level A2	Ardor Teacher C.F.	2 Attended ✓
Group Class: Level A2	Ardor Teacher C.F.	4 Attended ✓
Group Class: Level A2	Ardor Teacher A.S.	1 Attended ✓
Group Class: Level A2	Ardor Teacher C.F.	0 Attended ✗

En el ejemplo vemos que asistió a 6 clases grupales (el número 1, 2, 3 es la cantidad de veces que entró en la clase). La case que figura con “0 Attended” significaría: clase reservada pero no realizada, clase ausente o clase cancelada.

5 Cumplimiento 3er Requisito: Aprobar 3 myWriting

1

Dashboard

Welcome, [Name] Licence End Date: Sep 30, 2024

Self-paced Learning

Return to where you left off
Level 1-myWriting/myWriting 4/myWriting 4/

79.0% 60 min/day

0 Level Completed: 7 Progress Tests Taken: 31:23:58 Total Time Spent on Website: (not course study time)

Test Performance Learning Pace

All my classes

Search Class

- 1. Elementary 40 Hours [Start]
- 2. Elementary Plus 40 hours [Locked]
- 3. Pre-Intermediate 40 hours [Locked]

Quick Links

- Completed Course
- Progress Report
- Training History
- Configuration Check
- Change Password

Group Classes Class Schedule

One to one Classes Class Schedule

2

writing courses

Level 1-myWriting [Start]

Level 2-myWriting [Start]

3

UNITS

- myWriting 1 Passed ✓
- myWriting 2 Passed ✓
- myWriting 3 Passed ✓
- myWriting 4

Level 1-myWriting

myWriting

[Begin]

6 Preguntas Frecuentes



6

Preguntas Frecuentes

No puedo usar contracciones en el curso

- Puede escribir sus respuestas usando las formas completas de los verbos (por ejemplo, «I am») o con contracciones (por ejemplo, «I'm»)
- Para escribir las contracciones debe usar un apóstrofe (')
- Si usa un acento (por ejemplo, ´ o `) en las contracciones, el curso no aceptará las respuestas



6

Preguntas Frecuentes

The screenshot displays a system check interface with a progress bar at the top containing five steps: System Check, Audio, Microphone, Local Storage, and Result. The 'Audio' step is currently active.

Audio (Headset recommended)

▶ 0:00 / 0:27 — 🔊 ⓘ Listen to the sound.

Did you hear the sound?

- Yes, I heard it.
- Yes, but the volume was too low.
- No, I didn't hear it.

Previous Next

Recording

1. Click Record, and say, "Hello, how are you today?"
2. Click Stop when you're finished.
3. Click listen to play back the recording.

Did you hear the sound?

- Yes, I heard it.
- Yes, but the volume was too low.
- No, I didn't hear it.

Previous Next

No puedo grabar u oír mi voz

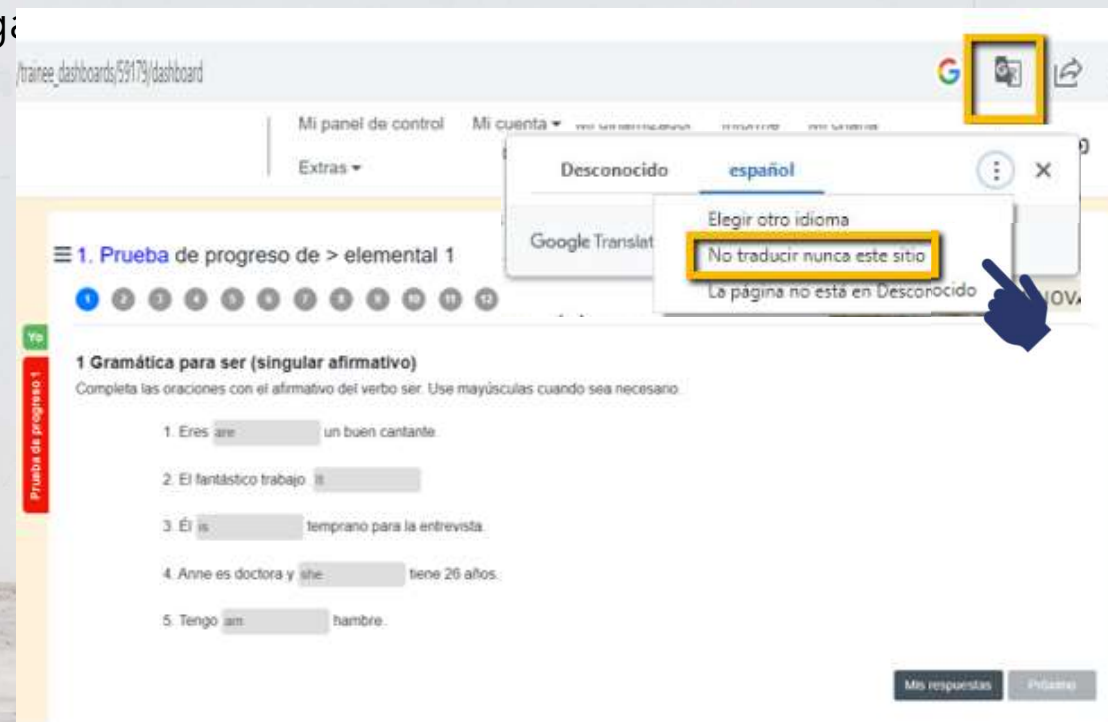
- Si no puede grabar u oír su voz en las unidades, clique en el botón Configuration Check
- Compruebe que su micrófono está configurado correctamente
- Si el problema persiste, póngase en contacto con su tutor



6 Preguntas Frecuentes

Mi curso está traducido automáticamente al español

- Hay veces en las que Chrome o su navegador traduce automáticamente todos los contenidos de las páginas que no están en español o el idioma que tengas defecto.
- Para deshabilitar esta opción, deberá clicar en la opción que sale en la parte de arriba con el símbolo en su navegador a la derecha del todo.



6

Preguntas Frecuentes

The screenshot shows the INAP website interface. At the top, there is a navigation bar with links for 'My Dashboard', 'My Account', 'My Dynamizer', 'Report', 'My Talk', and 'Switch Back'. A 'Language' dropdown menu is highlighted with a yellow box. Below the navigation bar, the main content area displays 'Welcome, TERESA' and 'License end date: Dec 02, 2022'. The 'Self-paced Learning' section shows a progress bar at 0% and a learning pace of 50 min/day. Below this, there are three course cards: '1. Elementary' (40 hours, Start button), '2. Elementary Plus' (40 hours, Locked button), and '3. Pre-Intermediate' (40 hours, Locked button). A 'Language' dropdown menu is also shown on the right side of the page, with 'Spanish' highlighted by a yellow box. The dropdown menu lists: English, Portuguese, German, Spanish, French, Italian, and Japanese. Below the course cards, there is a 'Group Classes' section with a search bar and a 'Class Schedule' link. The main content area shows a breadcrumb trail: '1. Elementary > Progress Test 1'. Below the breadcrumb trail, there is a progress indicator with 12 steps, where step 1 is highlighted. The main content area displays the question: '1 Grammar to be (singular affirmative) Completa las frases con la forma afirmativa del verbo to be. Usa mayúsculas cuando sea necesario.' followed by five numbered questions with input fields.

Quiero ver las explicaciones en español.

- Los contenidos de nuestro curso saldrán por defecto en inglés.
- Para poner solamente las explicaciones y los enunciados en español y mantener los ejercicios en inglés, deberás clicar sobre LANGUAGE - Spanish en la página principal.











6


Preguntas Frecuentes

Errores de ortografía y puntuación

- Debe escribir mayúscula al inicio de cada oración o si hay una norma de la lengua inglesa que lo indique (Monday).
- Las palabras sueltas no llevan mayúscula a menos que haya una norma que indique su necesidad.
- Debe usar coma, punto seguido y punto final cuando sea necesario y si no está añadido ya.
- Las oraciones interrogativas no necesitan punto y final mientras que las positivas y negativas sí.

1		Does he ever <input type="text" value="IRON"/> his shirts?	
3		Does he ever <input type="text" value="Clean"/> the kitchen?	
1		Does he ever <input type="text" value="iron"/> his shirts?	
3		Does he ever <input type="text" value="clean"/> the kitchen?	

4. each / seat / have a seatbelt 

4. each / seat / have a seatbelt 





VIDEOCONFERENCIA CONTENIDO DE LA FORMACIÓN

Equipo de dinamización INAP

helpdesk@ardorlearning.com

7 ¿Preguntas?





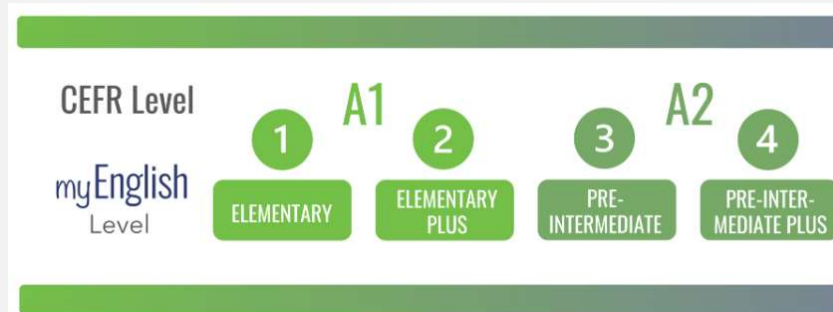
VIDEOCONFERENCIA CONTENIDO DE LA FORMACIÓN

Equipo de dinamización INAP

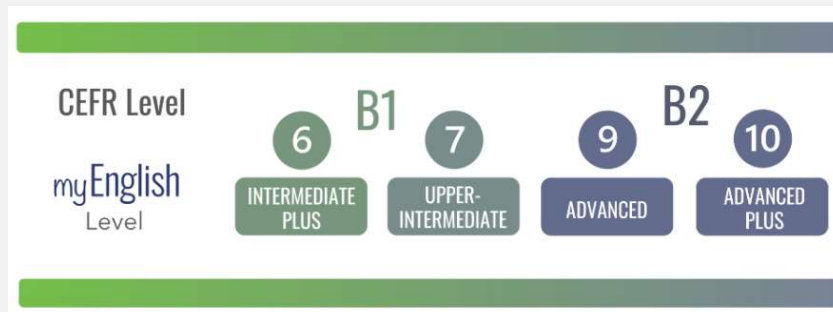
helpdesk@ardorlearning.com

3 Plan de Estudios – Diferentes Niveles

Nivel Básico
A1 - A2



Nivel Intermedio
B1 - B2



Nivel Avanzado
C1

